


Fixing the Broken Hearts






1. Print out the four love heart templates below (level 1 has been prepared for you)
2. Prepare four words from the target word list (this game only works with three phoneme words).
3. Write one word onto each heart puzzle, making sure one phoneme is on each of the three jigsaw pieces within the heart. e.g. c/a/t, ch/i/ck.
4. Cut out the hearts and cut along the jigsaw lines
5. Mix all four hearts up and give each child a picture clue card.
6. The child says the word from the clue card and spells it- mending the broken hearts!





Happy Valentines – may your hearts remain intact!

Level 1 Clue Cards

Empty Clue Cards Templates



Level 1 Love Heart Templates



Empty Love Heart Templates

